

Gaucher :

pression
trop faible

pression
trop dure

bouton trop
rentré

bouton trop
sorti

Droitier :






pression
trop dure

pression
trop faible

bouton trop
sorti

bouton
trop rentré

idéal



5 m

10 m

15 m

20 m

25 m

30 m

35 m

40 m

Droitier :

diminuer
la pression

augmenter
la pression

rentrer
le bouton

sortir
le bouton

Gaucher :

augmenter
la pression

diminuer
la pression

sortir
le bouton

rentrer
le bouton